



**epd-norge.no**  
The Norwegian EPD Foundation

# ENVIRONMENTAL PRODUCT DECLARATION

in accordance with ISO 14025, ISO 21930 and EN 15804

Owner of the declaration:	Masonite Beams AB (Byggma ASA)
Program operator:	The Norwegian EPD Foundation
Publisher:	The Norwegian EPD Foundation
Declaration number:	NEPD-3202-1842-EN
Registration number:	NEPD-3202-1842-EN
ECO Platform reference number:	-
Issue date:	28.10.2021
Valid to:	28.10.2026

## I-beam H300s

Masonite Beams AB (Byggma ASA)



[www.epd-norge.no](http://www.epd-norge.no)



## General information

### Product:

The declared Masonite beam H300s is an example of beams type Hs, Hls, HMs, HLs and HBs. Masonite Column type Rs and Masonite Sill type Ss.

### Program operator:

The Norwegian EPD Foundation  
Post Box 5250 Majorstuen, 0303 Oslo  
Phone: +47 23 08 80 00  
e-mail: [post@epd-norge.no](mailto:post@epd-norge.no)

### Declaration number:

NEPD-3202-1842-EN

### ECO Platform reference number:

—

### This declaration is based on Product Category Rules:

CEN Standard EN 15804 A1 serves as core PCR and PCR Part B for wood and wood-based products for use in construction (NPCR 015 version 3.0, 10.04.2019).

### Statement of liability:

The owner of the declaration shall be liable for the underlying information and evidence. EPD Norway shall not be liable with respect to manufacturer information, life cycle assessment data and evidences.

### Declared unit:

1 m I-beam H300s

### Declared unit with option:

1 m I-beam H300s including information modules A1-3, A4, A5, C1-4 and D

### Functional unit:

—

### Verification:

The CEN Norm EN 15804 serves as the core PCR. Independent verification of the declaration and data, according to ISO14025:2010

internal  external

Third party verifier:



Guangli Du, Aalborg University  
(Independent verifier approved by EPD Norway)

### Owner of the declaration:

Masonite Beams AB (Byggma ASA)  
Contact person: Tommy Persson  
Phone: +46 (0) 930 399 00  
e-mail: [tommy.persson@byggmagroup.se](mailto:tommy.persson@byggmagroup.se)

### Manufacturer:

Masonite Beams AB  
P. O. Box 5, S-914 29 Rundvik Sweden  
Phone: +46 (0) 930 399 00  
e-mail: [info@byggmagroup.se](mailto:info@byggmagroup.se)

### Place of production:

Rundvik, Sweden

### Management system:

SS-EN ISO 9001, SS-EN ISO 14001, PEFC ST 2002, FSC-STD-40-004

### Organisation no:

556228-8060

### Issue date:

28.10.2021

### Valid to:

28.10.2026

### Year of study:

2018

### Comparability:

EPD of construction products may not be comparable if they not comply with EN 15804 and seen in a building context.

### EPD tool used:


This EPD is based on IVL EPD Generator Masonite and follow the approved background database verification approach.

### The EPD has been worked out by:

Martin Erlandsson




Approved



Håkon Hauan  
Managing Director of EPD-Norway

## Product

### Product description:

I-beams are light wood-based beams and columns for structural purposes. The beams have an I-shaped cross section and are made of flanges of structural timber and a web of a wood based panel. I-beams are used for structural purposes and is a strong structural material compared to its weight.

### Product specification:

The beam H300s covers the H-type I-beam including particle board, which has a flange dimension of 47x47 mm and C24 strength, a web made of 10 mm particle board with a beam height of 300 mm.

Materials, product	kg/m	%
Particle boards	1.85	50%
Timber	1.84	49%
Resin	0.03	0.8%
Sum	3.72	100%
Packaging materials	kg/m	%
Wood	0.028	73%
Nylon strap	0.0057	15%
Polyethene folio	0.001	1%
Steel strip	0.004	11%
Cardboard	5.23E-05	0.1%
Sum	0.039	100%

### Technical data:

The I-beam is produced and approved in accordance with European Technical Approval (ETA-12/0018).



### Market:

Main markets are Sweden, Norway, England and France plus Northern Europe.

### Reference service life:

Reference service life is the same as the building, which is typically set to 50 or 60 years.

## LCA: Calculation rules

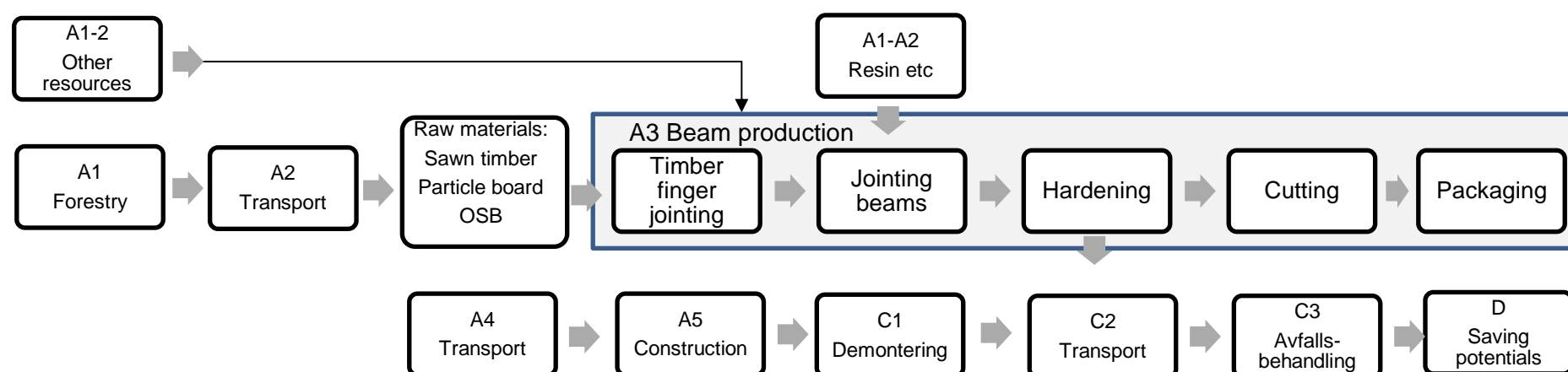
### Declared unit:

1 m running beam

### System boundary:

Flow chart for the production (A3) of I-beams are shown below, while the rest of the modules are shown on page 5. Module A4 to D is further explained in the scenario section.

**Figure 1** Beam manufacturing and transport to a customer and the remaining lifecycle.



### Data quality:

Production data for Masonite is based on the average in 2018. Data for the production of resin is calculated based on generic raw materials and specific process information from the manufacturer. Data for production of particle board is based on a EPD from the manufacturer (Forestia 2020) and timber the Swedish sector EPD. Transport and other manufacturing resources are mainly from Gabi (2020).

### Allocation:

The allocation is made in accordance with the provisions of EN 15804. The beam manufacturing is allocated equally among all products through mass allocation. In the production chain of timber is an economic allocation has been used because of the low value of by-products. A conservative approach is used in forestry economical allocation valid for the joint co-product allocation between round timber and wood by products, which means that no impact is allocated to the tops and branches (GROT).

### Cut-off criteria:

All major raw materials and all the essential energy is included. All production process for raw materials and energy flows that are included, why only limited cut off exists (<1%) are not included. This cut-off rule does not apply for hazardous materials and substances.

### Calculation of biogenic carbon content:

Sequestration (module A1) and emissions of biogenic carbon is calculated according to EN16485:2014, where the net biogenic carbon cycle A to C is zero (i.e. carbon dioxide neutral). The product content of biogenic carbon stored in the product (module A3) is in this EPD additionally reported (according to EN 15804 A2) as biogenic carbon stored in the product (see table 'Resource use'). For biogenic carbon in all other modules after A3 is the carbon stored in the products assigned to the module where they occur in order to support the modularity principle in EN15804, so the net result is zero.

## LCA: Scenarios and additional technical information

The following information below describe the scenarios in the different modules of the EPD.

### Transport from production place to user (A4)

Type	Capacity utilisation (incl. return) % (90+0%)	Type of vehicle	Distance km	Fuel consumption (l/t·km)	Value (l/t)
Semi-trailer	0.45	TT/AT 28-34 + 34-40t	100	0.027 l/tkm	2.7

A4: The transportation is reported as 100 km and shall be used as faktor to estimate the actual distance to the specific object.

### Assembly (A5)

	Unit	Value
Material loss	%	5
Crane, electricity consumption	kWh	1.7E-05
Front loader, diesel	kWh	1.6E-04

A5: At the construction site, 4 minutes of work with front loader is assumed (Erlandsson 2013) and an average lift with a crane (Lundström 2016). 5% material loss is assumed at construction site.

### Use (B1)

	Unit	Value
MND		

### Maintenance (B2)/Repair (B3)

	Unit	Value
MND		

### Replacement (B4)/Refurbishment (B5)

	Unit	Value
MND		

### Operational energy (B6) and water consumption (B7)

	Unit	Value
MND		

C2: Assumed transport from demolition site to local waste treatment site, from where it is then sold.

### End of Life (C1, C3, C4)\*

	Unit	Value
C1: Demolition machine (diesel)	kWh	2.96E-04
C3: To material reuse	kg	0
C3: To material recycling	kg	0
C3: To energy recovery	kg	3.7
C3: Wood chipping (diesel)	kWh	1.61E-03
C4: To landfill	kg	0

Energy need for demolition (C1) and chipping (C3) of the wooden discard products is found in according to Erlandsson et al (2015). The scenario accounts for 100%\* energy recovery. No statistics exist in Sweden on recycling of demolition wood but will likely be at least 90%.

### Transport to waste processing (C2)

Type	Capacity utilisation (incl. return) % (90+0%)	Type of vehicle	Distance km	Fuel consumption (l/t·km)	Value (l/t)
Large lorry/truck	45%	TT/AT 14-20+20-28t	35	0.037	1.3

The transport assume empty return.

### Benefits and loads beyond the system boundaries (D)

	Unit	Value
Chipped discard product that substitute fuel in a district heating plant	MJ	-70
Transport to district heating (diesel)	kWh	0.05

D: The chipped product is assumed to be used as fuel in a district heating and then replaces the average energy mix. Transportscenario as C2.

\* If less recycling rate than 100% is asked for the result from module C and D can then be multiplied by such factor. 100% is used here to support the modular approach of using these figures on the buildings level.

### Additional technical information

No additional information given.



## LCA: Results

The LCA results are presented below for the declared unit defined on page 2 of the EPD document.

### System boundaries (X=included, MND= module not declared, MNR=module not relevant)

Product stage			Construction process stage		Use stage							End of life stage				Beyond the system boundary
Raw materials	Transport	Manufacturing	Transport	Construction, installation process	Use	Maintenance	Repair	Replacement	Refurbishment	Operational energy use	Operational water use	De-construction demolition	Transport	Waste processing	Disposal	Reuse-Recovery-Recycling-potential
A1	A2	A3	A4	A5	B1	B2	B3	B4	B5	B6	B7	C1	C2	C3	C4	D
x	x	x	x	x	MND	MND	MND	MND	MND	MND	MND	x	x	x	X	x
SE,NO	SE,NO	SE	—	SE	—	—	—	—	—	—	—	SE	SE	SE	SE	SE

### Environmental impact

Parameter	Unit	A1-3	A4	A5	C1	C2	C3	C4	D
GWP-TOT	kg CO <sub>2</sub> e	-4.82E+00	2.39E-02	6.15E-02	7.03E-05	1.13E-02	6.03E+00	0.00E+00	-9.84E-01
GWP-FOSSIL*	kg CO <sub>2</sub> e	1.21E+00	2.39E-02	6.15E-02	7.03E-05	1.13E-02	3.85E-04	0.00E+00	-9.84E-01
ODP	kg CFC11 e	1.68E-07	3.43E-10	8.42E-09	1.01E-12	1.62E-10	5.54E-12	0.00E+00	-8.88E-09
POCP**	kg C <sub>2</sub> H <sub>4</sub> e	6.65E-03	1.59E-04	3.41E-04	4.67E-07	7.49E-05	2.56E-06	0.00E+00	-2.92E-03
AP	kg SO <sub>2</sub> e	1.30E-03	5.65E-05	6.80E-05	1.66E-07	2.67E-05	9.12E-07	0.00E+00	-1.58E-05
EP	kg PO <sub>4</sub> <sup>3-</sup> e	6.68E-04	-4.65E-05	3.11E-05	-1.37E-07	-2.19E-05	-7.50E-07	0.00E+00	-2.12E-03
ADPM	kg Sb e	1.17E-05	9.78E-09	5.85E-07	2.88E-11	4.62E-09	1.58E-10	0.00E+00	-2.14E-07
ADPE	MJ	2.10E+01	3.57E-01	1.07E+00	1.05E-03	1.69E-01	5.76E-03	0.00E+00	-1.09E+01

\*\*LCI origin from GaBi database separates NO<sub>x</sub> into NO and NO<sub>2</sub>, in combination with the applied characterization model with a marginal approach for POCP based on highly polluted ambient air, can result in a negative characterization factor for nitric oxide.

GWP Global warming potential; ODP Depletion potential of the stratospheric ozone layer; POCP Formation potential of tropospheric photochemical oxidants; AP Acidification potential of land and water; EP Eutrophication potential; ADPM Abiotic depletion potential for non fossil resources; ADPE Abiotic depletion potential for fossil resources.

\* Also referred as GWP-GHG in context to Swedish legislation and public procurement and GWP-IOBC in EPD Norway.

### Resource use

Parameter	Unit	A1-3	A4	A5	C1	C2	C3	C4	D
RPEE	MJ	4.02E+01	9.22E-02	2.01E+00	2.71E-04	4.35E-02	4.35E-02	0.00E+00	-1.00E+02
RPEM	MJ	6.31E+01	0.00E+00	3.15E+00	0.00E+00	0.00E+00	0.00E+00	0.00E+00	0.00E+00
TPE	MJ	1.03E+02	9.22E-02	5.17E+00	2.71E-04	4.35E-02	4.35E-02	0.00E+00	-1.00E+02
NRPE	MJ	1.69E+01	3.90E-01	8.67E-01	1.15E-03	1.84E-01	1.84E-01	0.00E+00	-8.92E+00
NRPM	MJ	7.33E+00	0.00E+00	3.66E-01	0.00E+00	0.00E+00	0.00E+00	0.00E+00	0.00E+00
TRPE	MJ	2.43E+01	3.90E-01	1.23E+00	1.15E-03	1.84E-01	1.84E-01	0.00E+00	-8.92E+00
SM	kg	1.03E-10	0.00E+00	5.15E-12	0.00E+00	0.00E+00	0.00E+00	0.00E+00	0.00E+00
RSF	MJ	1.03E-10	0.00E+00	5.15E-12	0.00E+00	0.00E+00	0.00E+00	0.00E+00	0.00E+00
NRSF	MJ	1.03E-10	0.00E+00	5.15E-12	0.00E+00	0.00E+00	0.00E+00	0.00E+00	-1.70E+01
W	m <sup>3</sup>	8.92E-03	7.08E-03	8.00E-04	2.08E-05	3.34E-03	3.34E-03	0.00E+00	-7.50E-01

Biogenic carbon stored in the product, [kg C] 1.64E+00

RPEE Renewable primary energy resources used as energy carrier; RPEM Renewable primary energy resources used as raw materials; TPE Total use of renewable primary energy resources; NRPE Non renewable primary energy resources used as energy carrier; NRPM Non renewable primary energy resources used as materials; TRPE Total use of non renewable primary energy resources; SM Use of secondary materials; RSF Use of renewable secondary fuels; NRSF Use of non renewable secondary fuels; W Use of net fresh water

### End of life - Waste

Parameter	Unit	A1-3	A4	A5	C1	C2	C3	C4	D
HW	kg	2.28E-03	1.75E-08	1.14E-04	5.15E-11	8.26E-09	2.82E-10	0.00E+00	-1.06E-08
NHW	kg	5.58E-01	1.07E-04	2.79E-02	3.15E-07	5.05E-05	1.73E-06	0.00E+00	-3.18E-02
RW	kg	6.48E-04	4.54E-07	3.24E-05	1.34E-09	2.15E-07	7.33E-09	0.00E+00	-2.16E-03

HW Hazardous waste disposed; NHW Non hazardous waste disposed; RW Radioactive waste disposed

### End of life - Output flow

Parameter	Unit	A1-3	A4	A5	C1	C2	C3	C4	D
CR	kg	1.03E-10	0.00E+00	5.15E-12	0.00E+00	0.00E+00	0.00E+00	0.00E+00	0.00E+00
MR	kg	1.11E+00	0.00E+00	5.55E-02	0.00E+00	0.00E+00	0.00E+00	0.00E+00	0.00E+00
MER	kg	8.77E-03	0.00E+00	4.38E-04	0.00E+00	0.00E+00	3.72E+00	0.00E+00	0.00E+00
EEE	MJ	6.80E-04	0.00E+00	3.40E-05	0.00E+00	0.00E+00	0.00E+00	0.00E+00	0.00E+00
ETE	MJ	1.20E-01	0.00E+00	6.01E-03	0.00E+00	0.00E+00	0.00E+00	0.00E+00	0.00E+00

CR Components for reuse; MR Materials for recycling; MER Materials for energy recovery; EEE Exported electric energy; ETE Exported thermal energy

## Additional Norwegian requirements

### Greenhouse gas emission from the use of electricity in the manufacturing phase

National production mix from import, low voltage (production of transmission lines, in addition to direct emissions and losses in grid) of applied electricity for the manufacturing process (A3).

Data source	Amount	Unit
Energywares Gabi and end energymix ENSTO-E 2016	42	g CO <sub>2</sub> -eqv/kWh

### Dangerous substances

- The product contains no substances given by the REACH Candidate list or the Norwegian priority list
- The product contains substances given by the REACH Candidate list or the Norwegian priority list that are less than 0,1 % by weight.
- The product contain dangerous substances, more then 0,1% by weight, given by the REACH Candidate List or the Norwegian Priority list, see table.
- The product contains no substances given by the REACH Candidate list or the Norwegian priority list. The product is classified as hazardous waste (Avfallsforskiten, Annex III), see table.

Name	CAS no.	Amount
—	—	—

### Indoor environment




Not relevant

### Carbon footprint

Carbon footprint according to ISO 14067 has not been worked out for the product.

## Bibliography

ISO 14025:2006	Environmental labels and declarations - Type III environmental declarations - Principles and procedures
ISO 14044:2006+A1:2017+A2:2020	Environmental management - Life cycle assessment - Requirements and guidelines
EN 15804:2012+A1:2013	Sustainability of construction works - Environmental product declaration - Core rules for the product category of construction products
ISO 21930:2007	Sustainability in building construction - Environmental declaration of building products
NPCR 015 version 3.0	PCR Part B for wood and woodbased products for use in construction (10.04.2019).
Erlandsson M, Hallberg L	IVL EPD generator: LCA report for Masonite Beams EPDs. Swedish Environmental Research Institute, October 2021.
Erlandsson M, Peterson D:	Klimatpåverkan för byggnader med olika energiprestanda. Underlagsrapport till kontrollstation 2015. För Energimyndigheten och Boverket. IVL Svenska Miljöinstitutet, rapport nr U5176, 27 maj 2015, första version daterad 10 maj 2015.
Lundström J	Energy consumption for different frame materials during the production phase of an apartment building. Diploma work, HT2016, BY1704, Umeå University.
Forestia EPD (2020)	Forestia Sponplater Ekstra, 2020, Declaration number: NEPD-2003-885-NO, 2020.

 <b>epd-norge.no</b> The Norwegian EPD Foundation	<b>Program operator and publisher</b> The Norwegian EPD Foundation Post Box 5250 Majorstuen, 0303 Oslo Norway	Phone: +47 23 08 80 00 e-mail: <a href="mailto:post@epd-norge.no">post@epd-norge.no</a> web: <a href="http://www.epd-norge.no">www.epd-norge.no</a>
	<b>Owner of the declaration</b> Masonite Beams AB (Byggma ASA)	Phone: +46 (0) 930 - 399 00 e-mail: <a href="mailto:kundcenter@byggmagroup.se">kundcenter@byggmagroup.se</a> web: <a href="http://www.masonitebeams.se">www.masonitebeams.se</a>
	<b>Author of the Life Cycle Assessment</b> Martin Erlandsson, Lisa Hallberg IVL Swedish Environmental Res. Inst.	Phone: +46 (0) 10-788 65 00 e-mail: <a href="mailto:info@ivl.se">info@ivl.se</a> web: <a href="http://www.ivl.se">www.ivl.se</a>